

Williamsburg Technical College

Student Achievement and Success Report

AY- 2023 – 2024



Williamsburg Technical College (WTC), a member of the South Carolina Technical College System (SCTCS), evaluates student achievement and student success using the SCTCS Performance Indicators. These indicators provide a common, data-informed framework for assessing institutional effectiveness across key areas including access, progression, completion, and post-completion outcomes.

Consistent with SCTCS expectations, WTC utilizes quantifiable measures aligned with each applicable Performance Indicator to evaluate student learning, academic progress, and overall student success. Performance is assessed against system-established benchmarks and thresholds developed by the SCTCS, ensuring consistency in evaluation across all South Carolina technical colleges.

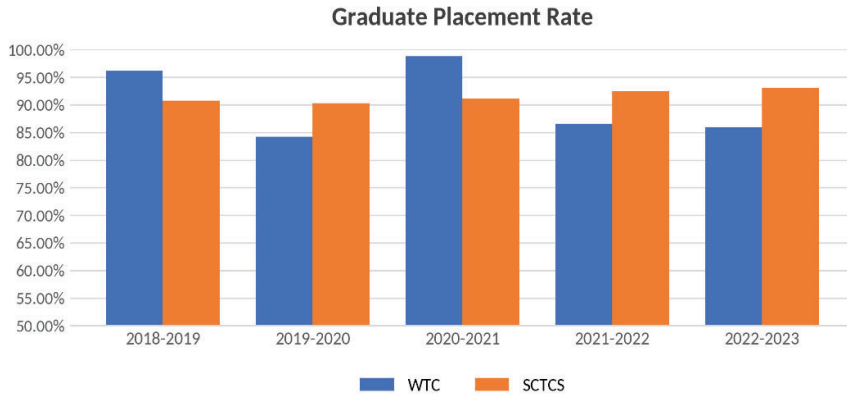
Data associated with the SCTCS Performance Indicators are reviewed annually as part of WTC's institutional effectiveness process. Results are analyzed to identify trends, strengths, and opportunities for improvement, and findings are used to inform planning, resource allocation, and strategic decision-making. Through this process, WTC ensures that its evaluation of student achievement is systematic, ongoing, and aligned with both System-level priorities and the College's mission.

The following sections present WTC's student achievement measures, corresponding SCTCS Performance Indicators, applicable system-established benchmarks, and institutional performance outcomes.

Graduate Placement Rate

Academic Year	2018-2019	2019-2020	2020-2021	2021-2022	2022-2023
WTC	96.12%	84.21%	98.84%	86.58%	86.00%
SCTCS	90.77%	90.33%	91.13%	92.47%	93.00%

Source SCTC Performance Indicator Data



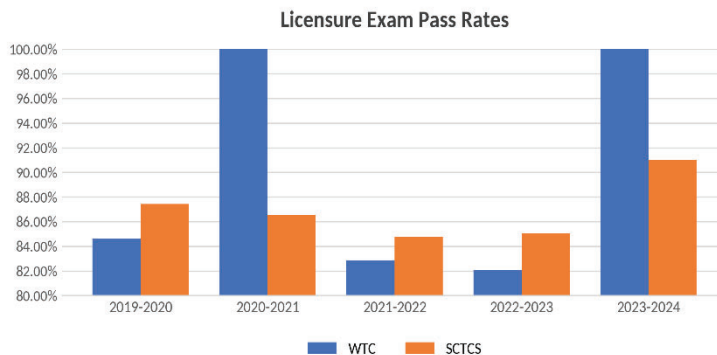
The benchmark is met if either the Placement Rate is greater than or equal to 85% after rounding the to the nearest percentage point or if the value is at least 1 percentage point higher than the previous year.

Performance evaluation: WTC exceeded the achievement goal of 85% in four of the five periods and met the SCTCS minimum threshold of acceptability of 85% in 2022-2023, the most recent reporting period.

Licensure Exam Pass Rate

Academic Year	2019-2020	2020-2021	2021-2022	2022-2023	2023-2024
WTC	84.62%	100.00%	82.86%	82.05%	100.00%
SCTCS	87.43%	86.52%	84.79%	85.05%	91.00%

Source: SCTCS Performance Indicator Data



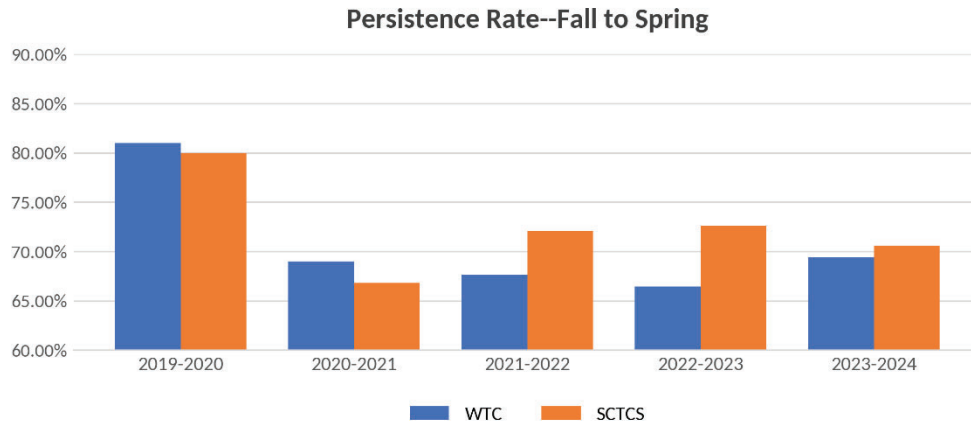
The benchmark is met if either the Licensure Exam Pass Rate is greater than or equal to 80% after rounding the to the nearest percentage point or if the value is at least 2 percentage point higher than the previous year. Only first-time test takers are included.

Performance evaluation: WTC exceeded the achievement goal of 80% in all five periods and achieved a 100% pass rate 2023-2024.

Persistence Rate—Fall to Spring

Academic Year	2019-2020	2020-2021	2021-2022	2022-2023	2023-2024
WTC	81.00%	69.00%	67.65%	66.44%	69.40%
SCTCS	80.00%	66.83%	72.12%	72.61%	70.60%

Source: SCTCS Performance Indicator Data



The benchmark is met if either the Placement Rate is greater than or equal to 71% after rounding the to the nearest percentage point or if the value is at least 1 percentage point higher than the previous year. Dual enrollment students are not included in this measure.

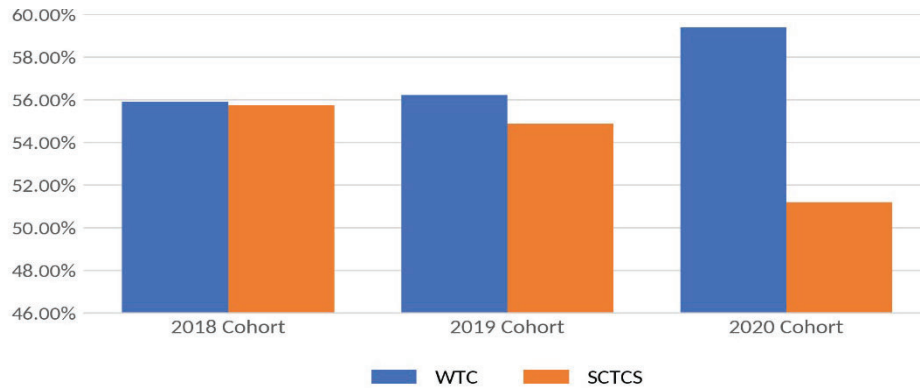
Performance evaluation: WTC did not meet the SCTCS minimum threshold of acceptability of 71% in 2023-2024; however, the persistence rate increased by nearly 3 percentage points over the previous year, meeting the benchmark under the year-over-year improvement provision.

Student Progression Rate

The student progression rate is defined as students from the denominator (full and part-time degree-seeking students from the fall semester first-time freshman cohort) who graduated, transferred or are still enrolled at 150% of time. Dual enrollment students are not included in this measure.

Academic Year	2018 Cohort	2019 Cohort	2020 Cohort
WTC	55.90%	56.21%	59.40%
SCTCS	55.76%	54.87%	51.20%

Source: SCTCS Performance Indicator Data



The benchmark is met if either the Student Progression Rate is greater than or equal to 67% after rounding the to the nearest percentage point or if the value is at least 1 percentage point higher than the previous year.

Performance evaluation: WTC did not meet the SCTCS minimum threshold of acceptability of 67% in any of the three reporting periods; however, the 2020 cohort's progression rate increased by more than three percentage points over the previous cohort, meeting the benchmark under the year-over-year improvement provision.