

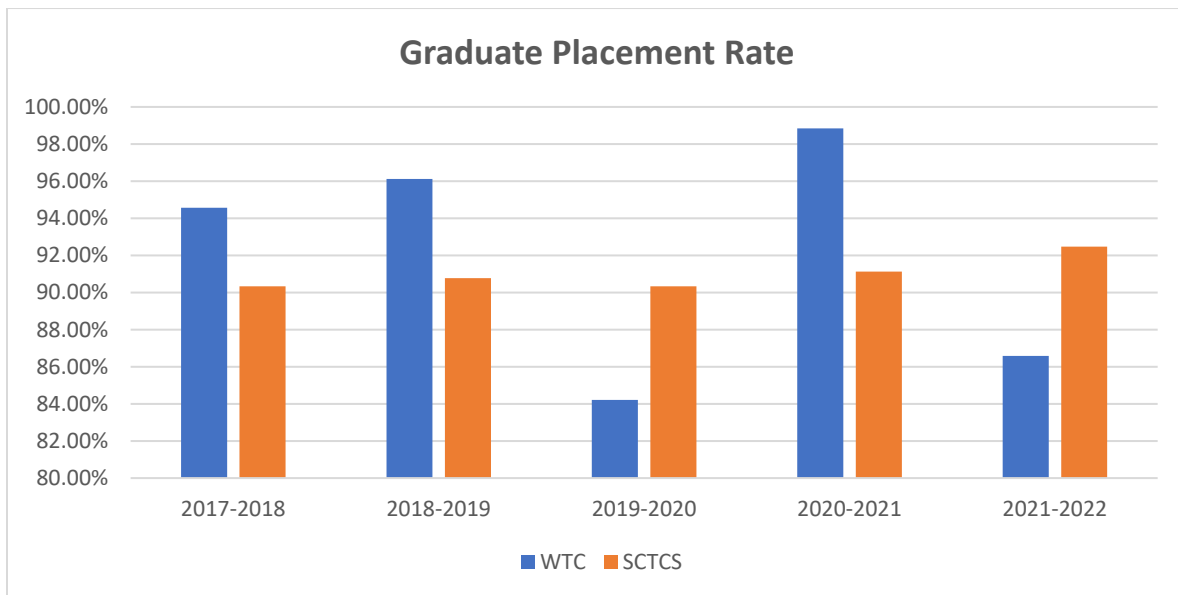
Williamsburg Technical College
Student Achievement and Success
Published 2023-2024
Academic Year 2022-2023

Williamsburg Technical College (WTC), a member of the South Carolina Technical College System (SCTCS), lists Indicators of Effectiveness in the WTC Institutional Effectiveness Manual. Regarding the Indicators of Effectiveness directly associated with student learning and student success, the institution has identified quantifiable criteria to evaluate student achievement. Measurements include thresholds of acceptability and achievement goals. Following are statements wherein WTC identifies and evaluates the institution’s student achievement goals and institutional performance.

1. Graduate Placement Rate

Academic Year	2017-2018	2018-2019	2019-2020	2020-2021	2021-2022
WTC	94.57%	96.12%	84.21%	98.84%	86.58%
SCTCS	90.33%	90.77%	90.33%	91.13%	92.47%

Source: SCTCS Performance Indicator Data



Source: SCTCS Performance Indicator Data

Threshold of acceptability= 85% (equal to the updated 2024 SCTCS performance finding indicator target)

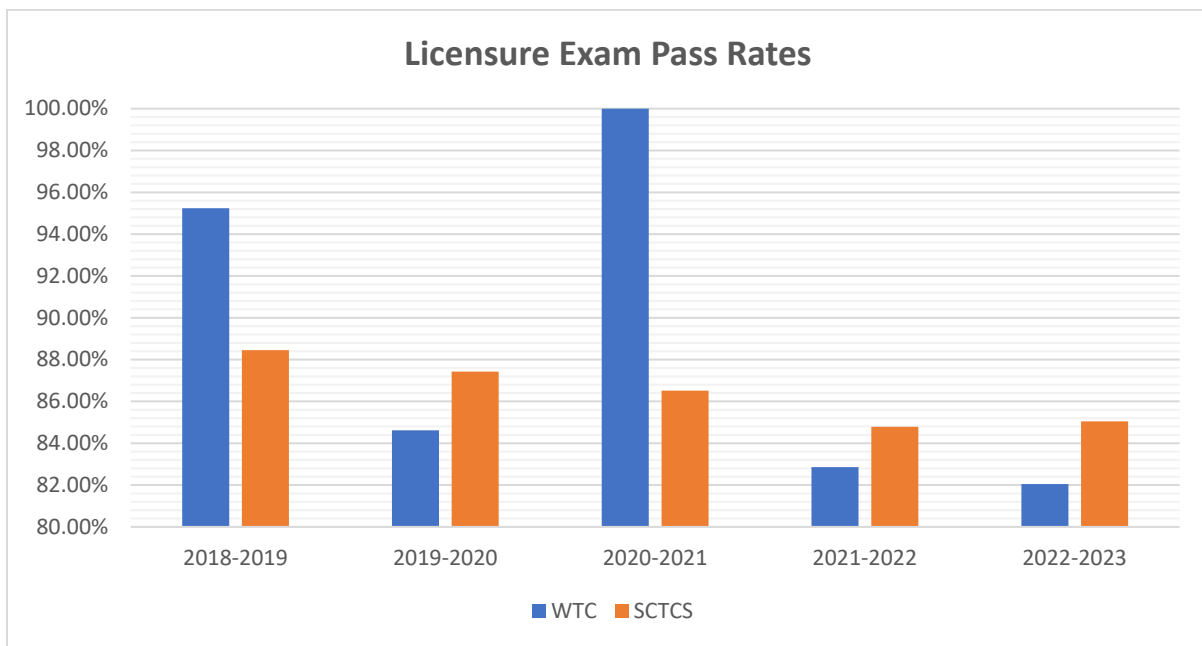
Achievement goal= 90% (minimum WTC performance for the last five reporting periods)

Performance evaluation: WTC exceeded the achievement goal in three of five reported periods. The College also met the new 2024 SCTCS minimum threshold of acceptability of 85% in all but one period.

2. Licensure Exam Pass Rate

Academic Year	2018-2019	2019-2020	2020-2021	2021-2022	2022-2023
WTC	95.24%	84.62%	100.00%	82.86%	82.05%
SCTCS	88.45%	87.43%	86.52%	84.79%	85.05%

Source: SCTCS Performance Indicator Data



Source: SCTCS Performance Indicator Data

Threshold of acceptability=80% or 2% year (equal to the updated 2024 SCTCS performance finding indicator target)

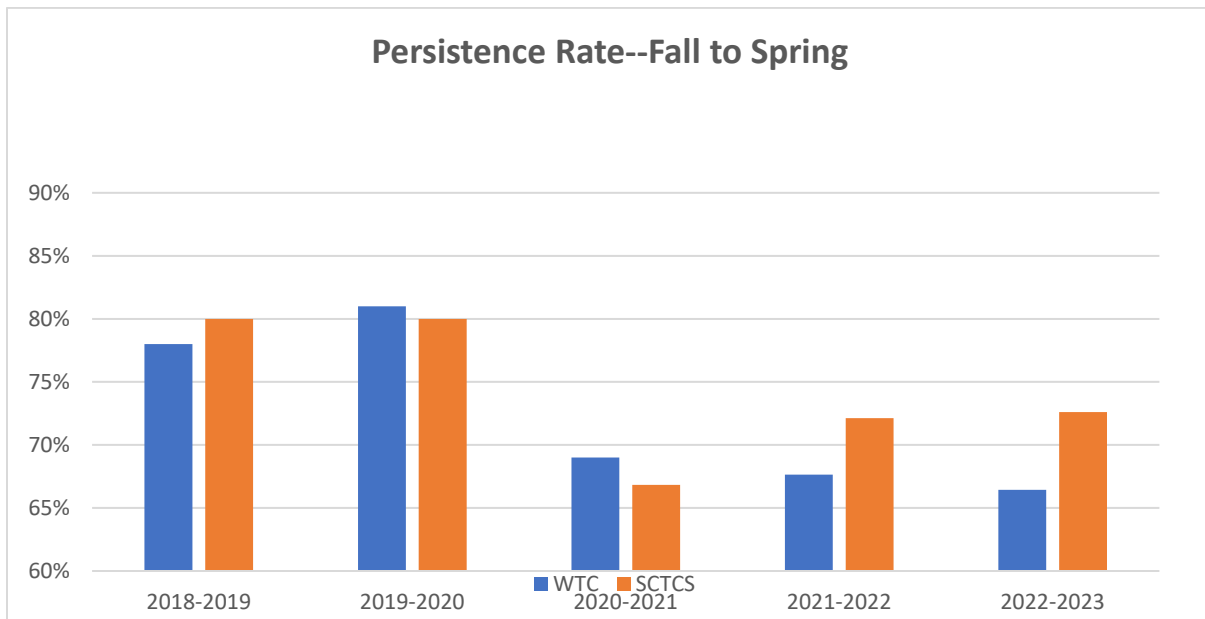
Achievement goal= 90% (goal for WTC based on previous data)

Performance evaluation: WTC exceeded the achievement goal of 90% in only two of the five periods but met the threshold of acceptability in all five periods.

3. Persistence Rate—Fall to Spring

Academic Year	2018-2019	2019-2020	2020-2021	2021-2022	2022-2023
WTC	78%	81%	69%	67.65%	66.44%
SCTCS	80%	80%	66.83%	72.12%	72.61%

Source: SCTCS Performance Indicator Data



Source: SCTCS Performance Indicator Data

Threshold of acceptability= 71% or 1% increase (equal to the updated 2024 SCTCS performance finding indicator target)

Achievement goal= 71% (equal to the updated 2024 SCTCS performance finding indicator target)

Performance evaluation= For the first two reporting periods, WTC exceeded the achievement goal; however, the last three reporting periods, WTC has fallen short of the goal.

4. Student Success Rate

The student success rate is defined as students from the denominator (full and part-time degree-seeking students from the fall semester first-time freshman cohort) who graduated, transferred or are still enrolled at 150% of time.

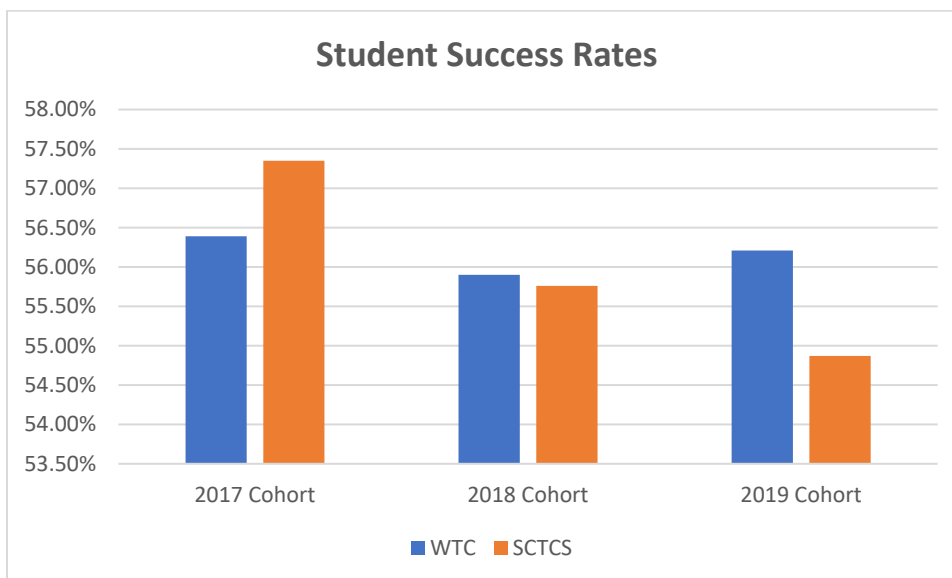
Academic Year	2017 Cohort	2018 Cohort	2019 Cohort
WTC	56.39%	55.90%	56.21%
SCTCS	57.35%	55.76%	54.87%

Source: SCTCS Performance Indicator Data

Threshold of acceptability= 55% or 0.5% increase (equal to the updated 2024 SCTCS performance finding indicator target)

Achievement goal= 55% goal (same as SCTCS performance finding indicator target)

Performance evaluation= WTC has exceeded the 55% target for the last three cohorts. In the most recent cohort, WTC exceeded the SCTCS performance level.



Source: SCTCS Performance Indicator Data