

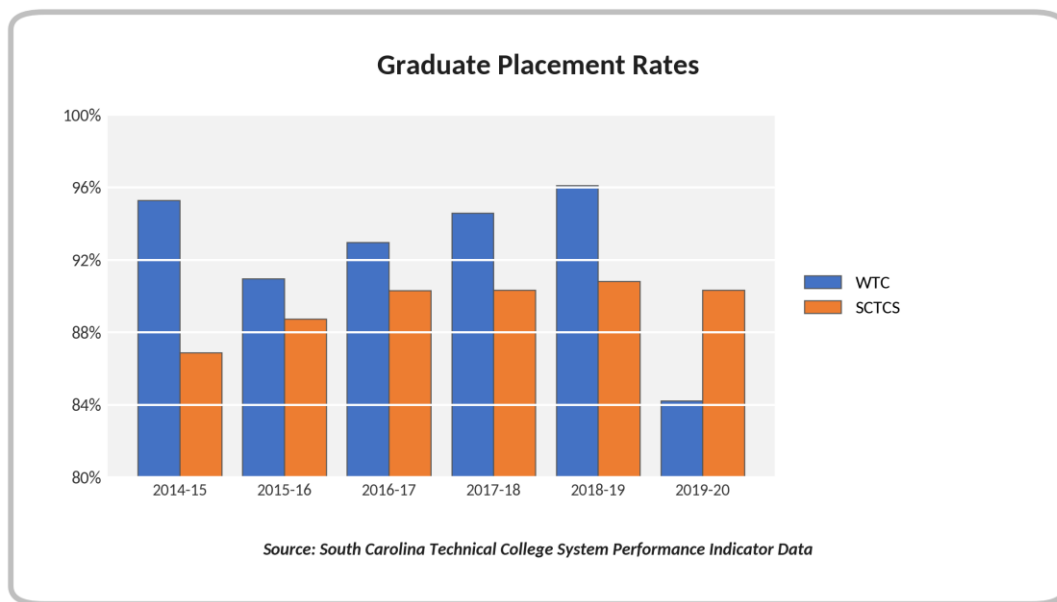
## Williamsburg Technical College Student Achievement and Success Academic Year 2021-2022

Williamsburg Technical College (WTC), a member of the South Carolina Technical College System (SCTCS), lists Indicators of Effectiveness in the WTC Institutional Effectiveness Manual. Regarding the Indicators of Effectiveness directly associated with student learning and student success, the institution has identified quantifiable criteria to evaluate student achievement. Measurements include thresholds of acceptability and achievement goals. Following are statements where-in WTC identifies and evaluates the institution's student achievement goals and institutional performance.

### 1. Graduate Placement Rate

Academic Year	2014-2015	2015-2016	2016-2017	2017-2018	2018-2019	2019-2020
<b>WTC</b>	95.27%	90.95%	92.96%	94.57%	96.1%	84.21%
<b>SCTCS</b>	86.86%	88.73%	90.30%	90.33%	90.8%	90.33%

Source: SCTCS Performance Indicator Data



Threshold of acceptability = 80% (equal to the SCTCS performance funding indicator target)

Achievement goal = 90% (minimum WTC performance for the last five reported periods)

Performance evaluation: WTC exceeded the achievement goal of 90% in five of the six periods shown; performance fell to 84.21% in 2019-2020, likely reflecting pandemic-related disruption to graduate placement outcomes. No change was made to the achievement goal at this time; performance will continue to be monitored.

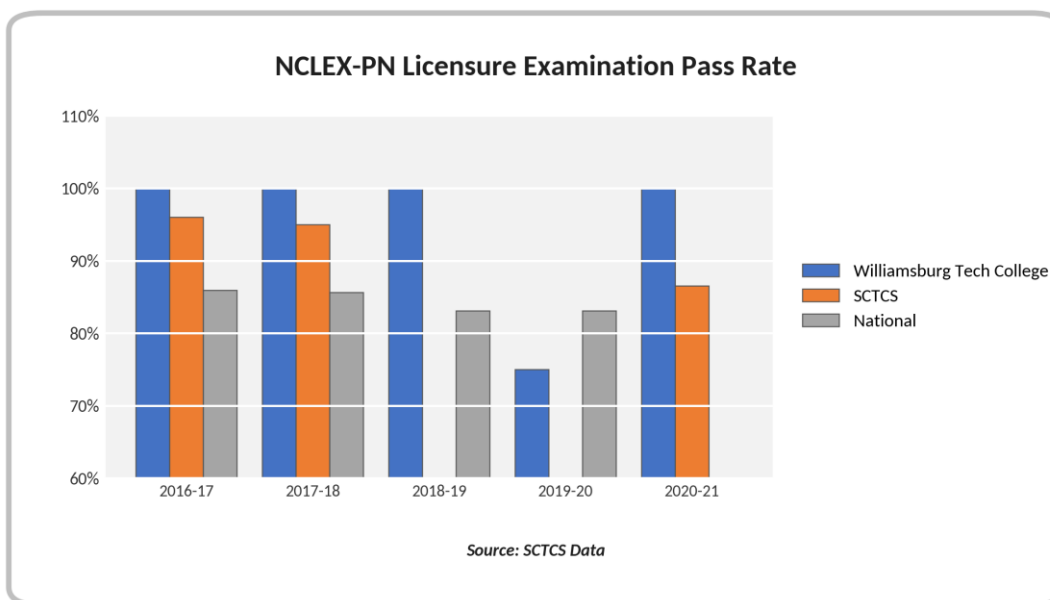
### 2. Licensure Examination

#### a. National Council Licensure - LPN

Academic Year	2016-2017	2017-2018	2018-2019	2019-2020	2020-2021
<b>WTC</b>	100%	100%	100%	75%	100%

<b>SCTCS</b>	96%	95%	N/A	N/A	86.52%
<b>National</b>	85.93%	85.63%	83.09%	83.09%	N/A

Source: SCTCS Dashboard for Licensure Pass Rate



Threshold of acceptability = 80% (equal to the SCTCS performance funding indicator target)

Achievement goal = 90% (minimum WTC performance for the last five reported periods)

Performance evaluation: WTC exceeded the achievement goal of 90% in four of the five periods shown, falling short only in 2019-2020 (75%) amid pandemic-related testing disruptions, and returned to 100% in 2020-2021. No change was made to the achievement goal at this time.

**b. National Council Licensure - ADN/RN**

Academic Year	2019-2020
<b>WTC</b>	82%
<b>SCTCS</b>	89%

Source: SCTCS TWeb Licensure Pass Rate

**c. National Council Licensure - Phlebotomy**

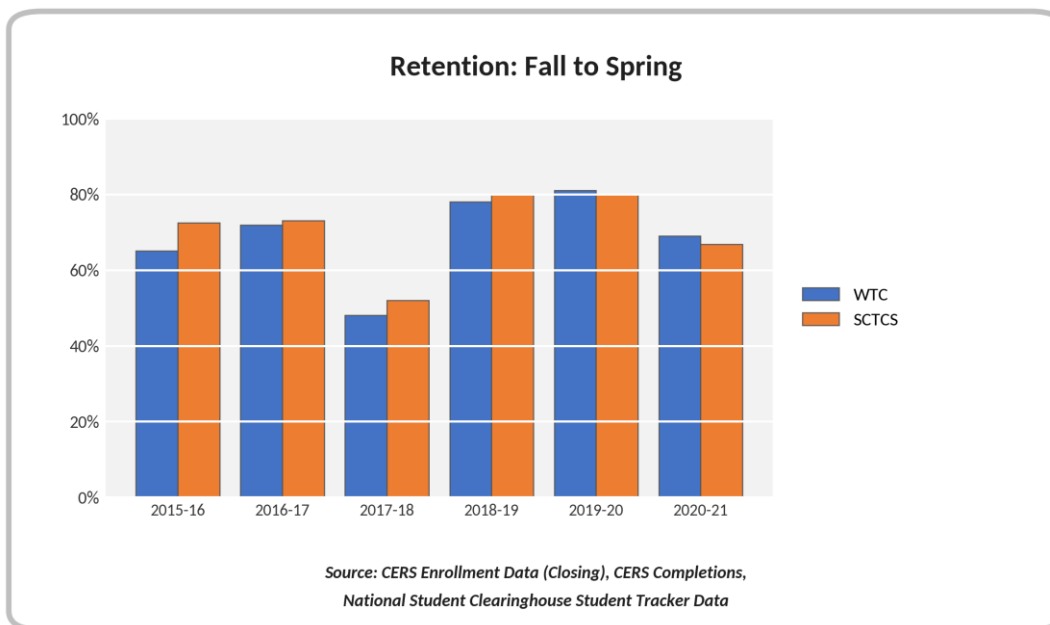
Academic Year	2019-2020
<b>WTC</b>	100%
<b>SCTCS</b>	N/A

Source: SCTCS TWeb Licensure Pass Rate

**3. Retention (Fall to Spring)**

Academic Year	2015-2016	2016-2017	2017-18	2018-19	2019-20	2020-21
<b>WTC</b>	65.1%	71.9%	48%	78%	81%	69%
<b>SCTCS</b>	72.5%	73.1%	52%	80%	80%	66.83%

Source: CERS Enrollment Data (Closing), CERS Completions, National Student Clearinghouse Student Tracker Data



Threshold of acceptability = 71% (equal to the SCTCS performance funding indicator target)

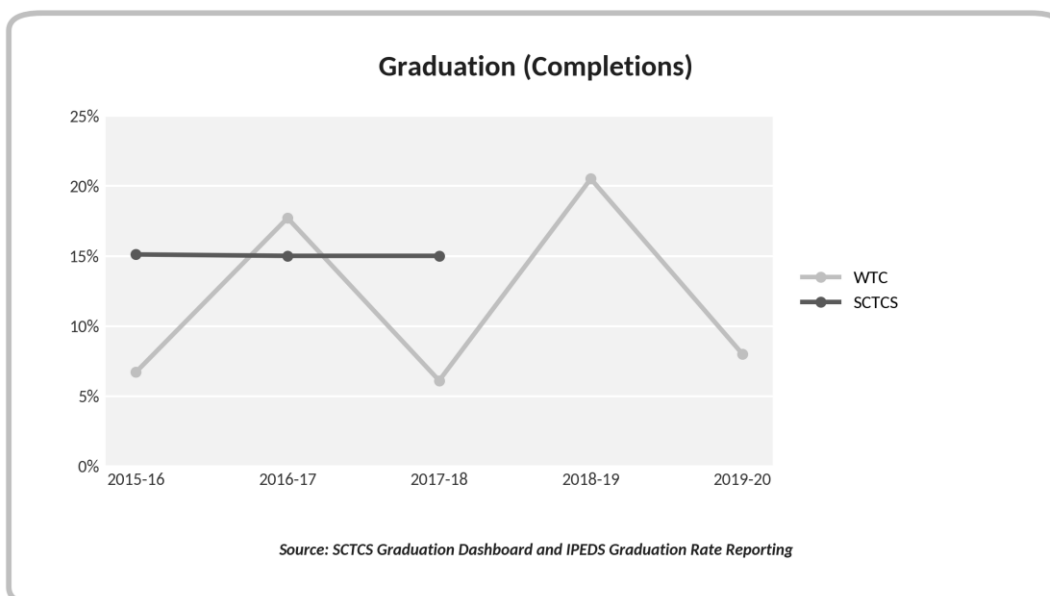
Achievement goal = 71% (Six-year average +1% for WTC performance for the last six reported periods)

Performance evaluation: WTC exceeded the 71% threshold in 2019-2020 (81%) but fell short in 2020-2021 (69%), a decline likely tied to pandemic-related disruption to enrollment continuity. SCTCS’s review of this measure remains ongoing; no change was made to the threshold or achievement goal at this time while the indicator is under review.

#### 4. Graduation (Completions)

Academic Year	2015-16	2016-17	2017-18	2018-19	2019-20
WTC	6.7%	17.7%	6.1%	20.5%	8%
SCTCS	15.1%	15.0%	15.0%	N/A	N/A

Source: SCTCS Graduation Dashboard and IPEDS Graduation Rate Reporting (Does not include Transfers)



Threshold of acceptability = 12.5% (average actual WTC performance for last five periods reported)

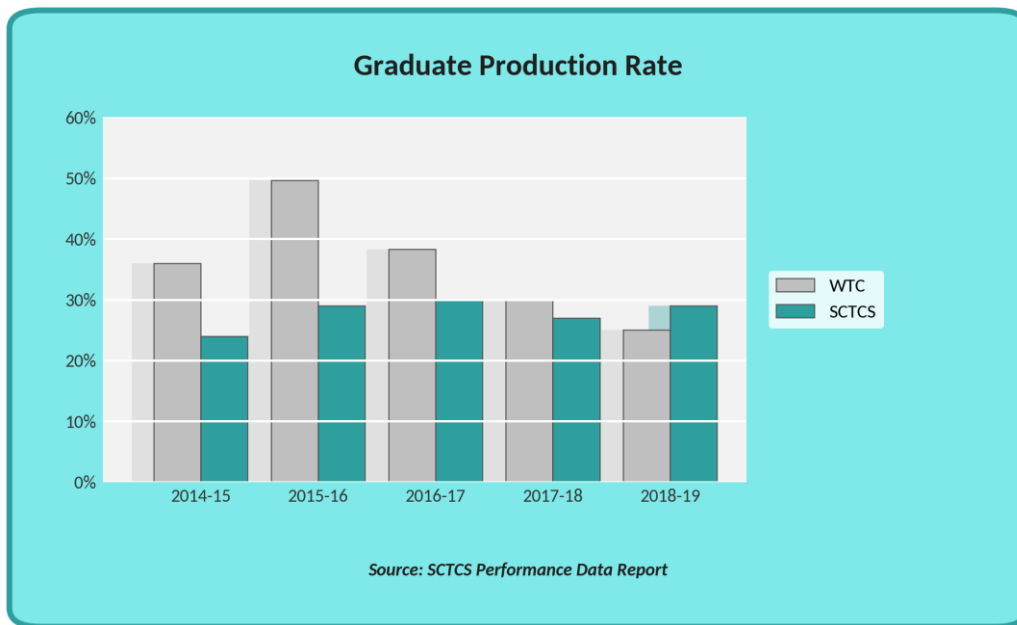
Achievement goal = 15% (SCTCS actual performance for last three periods reported)

Performance evaluation: WTC met the achievement goal in two periods (2016-17 and 2018-19) but did not meet it in 2019-2020. Given the small cohort size, the threshold of acceptability and the achievement goal remain unchanged.

### 5. Graduate Production Rate

Academic Year	2014-15	2015-2016	2016-2017	2017-18	2018-19
WTC	36%	49.62%	38.32%	30%	25%
SCTCS	24%	28.97%	30.02%	27%	29%

Source: SCTCS Performance Indicator Data



The Graduate Production Rate is determined as a percentage of the unduplicated graduate headcount as a percentage of the unadjusted FTE.

The threshold of acceptability = 20% (equal to the SCTCS performance funding indicator target).

Achieved goal = 28% (the SCTCS average of past five years).

Performance evaluation: As of the most recently available data, WTC met or exceeded the threshold of acceptability in all periods shown.