

# Williamsburg Technical College

## Student Achievement and Success Report

### 2024 – 2025



Williamsburg Technical College (WTC), a member of the South Carolina Technical College System (SCTCS), evaluates student achievement and student success using the System's newly adopted Performance Indicators. These indicators establish a common, data-informed framework for assessing institutional effectiveness across access, progression, completion, and post-completion outcomes.

Consistent with SCTCS expectations, WTC has identified quantifiable measures aligned to each applicable Performance Indicator to evaluate student learning, academic progress, and overall student success. For each measure, the College has established clearly defined thresholds of acceptability and achievement targets to assess institutional performance and support continuous improvement.

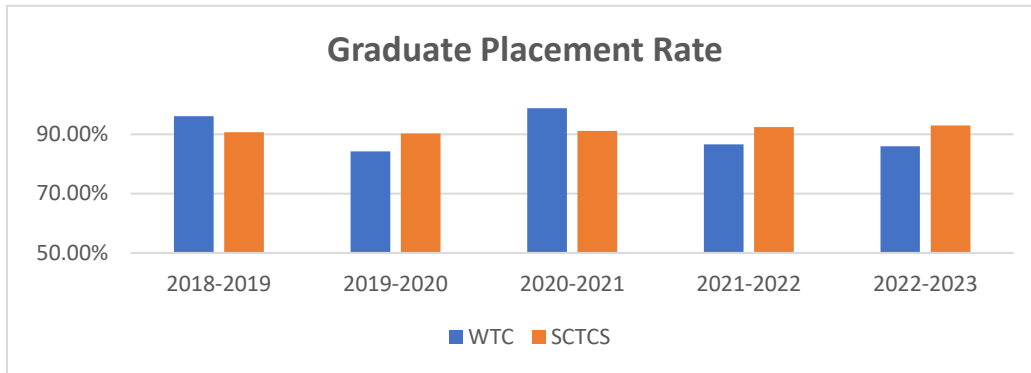
Data associated with the SCTCS Performance Indicators are reviewed annually as part of WTC's institutional effectiveness process. Results are analyzed to identify trends, strengths, and areas for improvement, and findings are used to inform planning, resource allocation, and strategic decision-making. Through this process, WTC ensures that its evaluation of student achievement is systematic, ongoing, and aligned with both SCTCS-level priorities and institutional mission.

The following sections present WTC's student achievement goals, corresponding SCTCS Performance Indicators, and institutional performance outcomes.

### Graduate Placement Rate

Academic Year	2018-2019	2019-2020	2020-2021	2021-2022	2022-2023
WTC	96.12%	84.21%	98.84%	86.58%	86.00%
SCTCS	90.77%	90.33%	91.13%	92.47%	93.00%

Source: SCTCS Performance Indicator Data



Threshold of acceptability= 85% (2024 SCTCS performance funding indicator target)

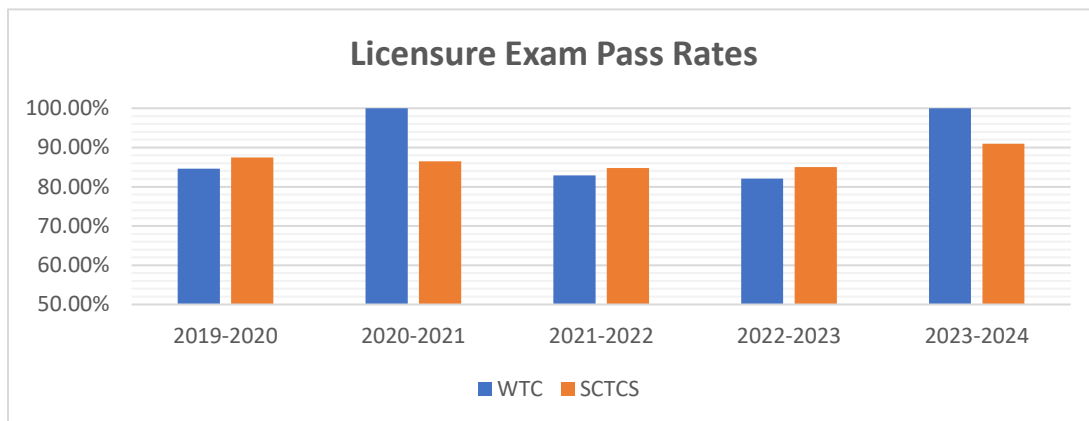
Achievement goal= 90% (goal for WTC based on previous data).

Performance evaluation: WTC exceeded the achievement goal of 90% in two of the five periods but met the 2024 SCTCS minimum threshold of acceptability of 85% in all five periods.

### Licensure Exam Pass Rate

Academic Year	2019-2020	2020-2021	2021-2022	2022-2023	2023-2024
WTC	84.62%	100.00%	82.86%	82.05%	100.00%
SCTCS	87.43%	86.52%	84.79%	85.05%	91.00%

Source: SCTCS Performance Indicator Data



Threshold of acceptability=80% (2024 SCTCS performance finding indicator target).

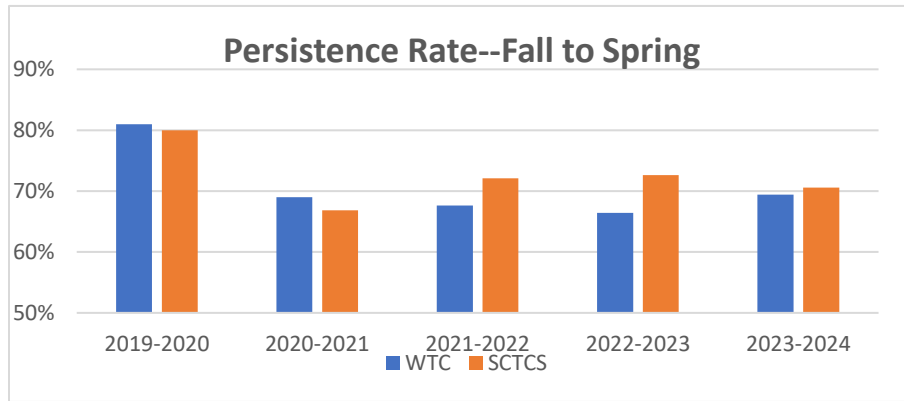
Achievement goal= 90% (goal for WTC based on previous data).

Performance evaluation: WTC exceeded the achievement goal of 90% and met the 2024 SCTCS minimum threshold of acceptability of 85% in two of the five periods.

### Persistence Rate—Fall to Spring

Academic Year	2019-2020	2020-2021	2021-2022	2022-2023	2023-2024
WTC	67.6%	68.8%	65.7%	62.3%	70.2%
SCTCS	74.6%	72.1%	73.6%	72.2%	73.1%

Source: SCTCS Performance Indicator Data



Threshold of acceptability= 71% or 1% increase (2024 SCTCS performance finding indicator target).

Achievement goal= 71% or 1% increase (Same as 2024 SCTCS performance finding indicator target).

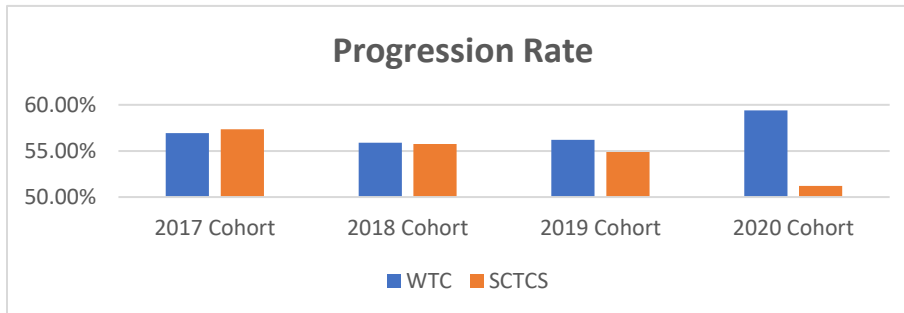
Performance evaluation: WTC has met the achievement goal (1% increase) in 2 of the last 5 years, with the most recent year showing the highest percentage.

### Student Progression Rate

The student progression rate is defined as students from the denominator (full and part-time degree-seeking students from the fall semester first-time freshman cohort) who graduated, transferred or are still enrolled at 150% of time.

Academic Year	2017 Cohort	2018 Cohort	2019 Cohort	2020 Cohort
WTC	56.39%	55.90%	56.21%	59.40%
SCTCS	57.35%	55.76%	54.87%	51.20%

Source: SCTCS Performance Indicator Data



Threshold of acceptability= 55% or 0.5% increase (equal to the updated 2024 SCTCS performance finding indicator target)

Achievement goal= 55% (Same as SCTCS performance funding indicator target).

Performance evaluation: WTC has exceeded the 55% target for the last four cohorts.