



# Getting Started with D2L Brightspace

D2L Brightspace is the primary online tool that you will use to access course materials whether you are in a face-to-face, hybrid, or participating in a fully online course. Here are a few tips you should know to help you get started.

## Accessing D2L Brightspace

To access D2L Brightspace:

- Log in through the College's website [Williamsburg Technical College website](https://www.wiltech.edu/)  
< <https://www.wiltech.edu/>>




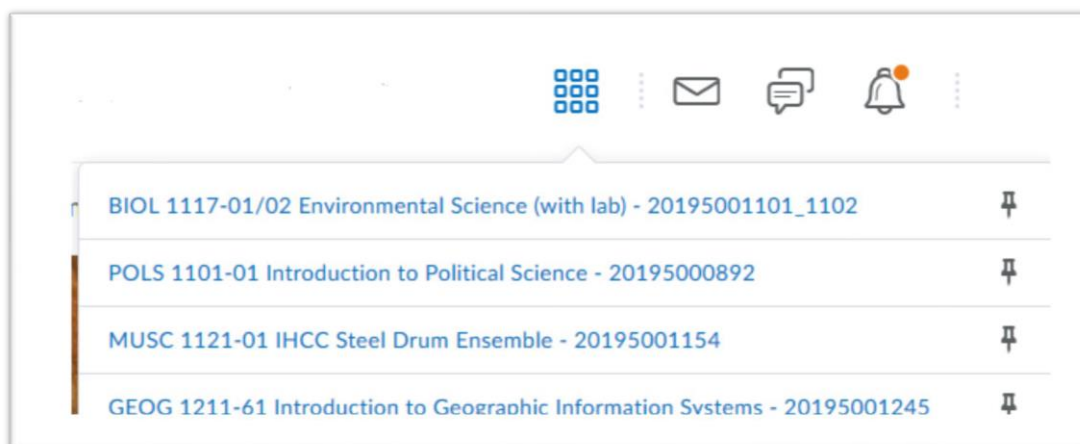
- **You must use your WTC student email/credentials.**
  - Scroll down and click on **D2L Brightspace Login** button
  - Use the same WTC credentials (user name and password) as your email to log into D2L Brightspace

## Accessing Your Courses within D2L Brightspace

Once you have logged in to D2L Brightspace, there are a couple of places you can access your course that allows you to switch between courses more easily:

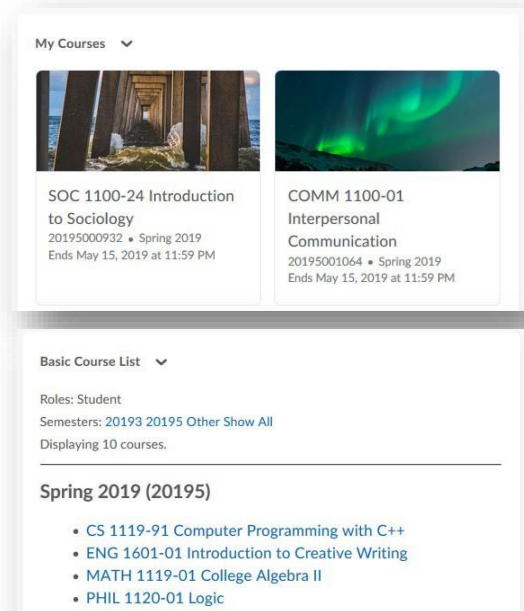
### Course Selector / "Waffle"

 While in D2L Brightspace, at the top of the page you will see the **Course Selector** or **"Waffle"** as it is often referred to. Clicking on this icon will show you a list of your active courses. You can click the **thumbtack** icon next to any course in this list to pin it to the top for quicker access. Use the **waffle** to quickly jump between courses without going back to the homepage.



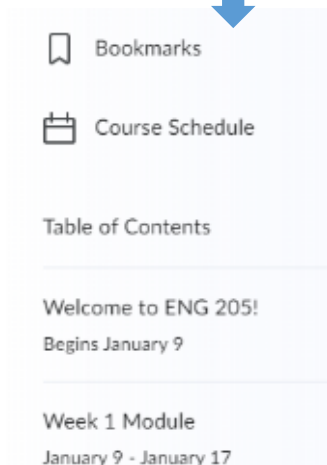
## My Courses

The **My Courses** widget on the D2L Brightspace homepage will show you images of all your courses. Click on an image to access the course. Small icons also appear on the course tiles when you have assignments to submit, unread discussion posts, and quizzes you have yet to take.



## Navigating Your Courses within D2L Brightspace

Within your courses in D2L Brightspace, you will use the **navigation bar** towards the top of the page to navigate to different tools that may be used in your course. This navigation bar also includes links for other support services if you need them.



- **Course Home** will take you to the course homepage where you can view your instructor's **Announcements**.
- **Content** will drop down to the course weekly modules/instructions and syllabus.
- **Classwork** allows you to access assignments, discussions, and quizzes.
- **Classlist** allows you to email other class participants.
- **Grades** is where you can view the grades given to you by your instructor.
- **Course Tools** is a quick access to course content and other resources.
- **More** has links to useful academic resources such as Zoom and more.